

27.

Erotylidae of Kartabo, Bartica District, British Guiana. (Coleoptera).¹

C. H. CURRAN

(Plate I; Text-figure 1).

[During the eight years of occupancy, by the Department of Tropical Research, of the New York Zoological Society's Station at Kartabo, British Guiana, extensive collections of insects were made. These were all taken in the quarter-mile area under intensive study—what may be called the Guiana Jungle-zone. Details and a general summary of this area may be found in "Studies of a Tropical Jungle," *Zoologica*, VI, No. 1.]

CONTENTS.

	Page
Introduction	281
<i>Omoiotelus</i> Hope	281
<i>Omoiotelus pallidus</i> Olivier	282
<i>Aegithus</i> Fabricius	282
<i>Aegithus punctatissimus</i> Fabricius	282
<i>Erotylus</i> Fabricius	283
<i>Erotylus variegatus</i> Fabricius	283
<i>Hypselonotus</i> Hope	283
<i>Hypselonotus gibbosus</i> Linnaeus	283
<i>Hypselonotus</i> sp.A; sp.B; sp.C	283
<i>Scaphidomorphus</i> Hope	283
<i>Scaphidomorphus quinquepunctatus</i> Fabricius	283
<i>Prepopharus</i> Erichson	283
<i>Prepopharus notatus</i> Olivier	283
<i>Prepopharus undatus</i> Fabricius	283
<i>Prepopharus obscurior</i> , sp. nov.	283
<i>Zonarius</i> Hope	284
<i>Zonarius xanthomelas</i> Lacordaire	284
<i>Brachysphoenus</i> Lacordaire	284
<i>Brachysphoenus moniliferus</i> Guérin	284
<i>Brachysphoenus ardens</i> , sp. nov.	284
<i>Lybas</i> Lacordaire	285
<i>Lybas triangularis</i> , sp. nov.	285
<i>Lybas guianacus</i> , sp. nov.	285
<i>Phricobacis</i> Crotch	286
<i>Phricobacis bebei</i> , sp. nov.	286
<i>Mycotretus</i> Chevrolat	286
<i>Mycotretus coccineus</i> Lacordaire	286
<i>Mycotretus pygmaeus</i> Lacordaire	286
<i>Mycotretus dorsonotatus</i> Lacordaire	286
<i>Mycotretus maculatus</i> Olivier	287
<i>Mycotretus durius</i> Lacordaire	287
<i>Pselaphacus</i> Percheron	287
<i>Pselaphacus giganteus</i> Germar	287
<i>Pselaphacus signatus</i> Guérin	287
<i>Megischyrus</i> Crotch	287
<i>Megischyrus catenatus</i> Crotch	287

INTRODUCTION.

The Erotylidae usually form a conspicuous part of any collection of tropical beetles and are fairly well represented in the collections made at the Tropical Research Station of the New York Zoological Society at Kartabo, British Guiana. Inasmuch as a large number of species belonging

to the family have been described from French Guiana, material from this region is of particular interest since the specimens generally agree perfectly with the original descriptions while those from other regions may show some variations and it is often difficult to identify specimens.

The family is composed of beetles of diverse form, often brilliantly colored, and resembling members of various other families, particularly the Chrysomelidae, Coccinellidae and Tenebrionidae both in general form and color. Many of the species have color patterns that are almost identical with members of one or more of these families.

The collection made at Kartabo contains twenty-five species, five of them apparently new to science, belonging to thirteen genera. Almost all of the material was collected in the quarter-mile of jungle in which intensive studies were carried on by Dr. Wm. Beebe and his associates during the 1920's. While many more species undoubtedly occur in the area studied, the collection is an excellent cross-section of the family occurring in any given region of the humid American tropics. Since the occurrence of the beetles is dependent upon fungus, upon which they feed, and on which they sometimes occur in large numbers, the beginning of and end of the rainy season usually finds the beetles most abundant. Dr. Beebe tells me that every beetle in this collection, with the exception of three individuals, was taken on fungus on the bark of jungle trees.

The illustrations are the work of Mr. Donald Greame-Kelley.

The types of new species have been deposited in the collection of the Department of Tropical Research, New York Zoological Park.

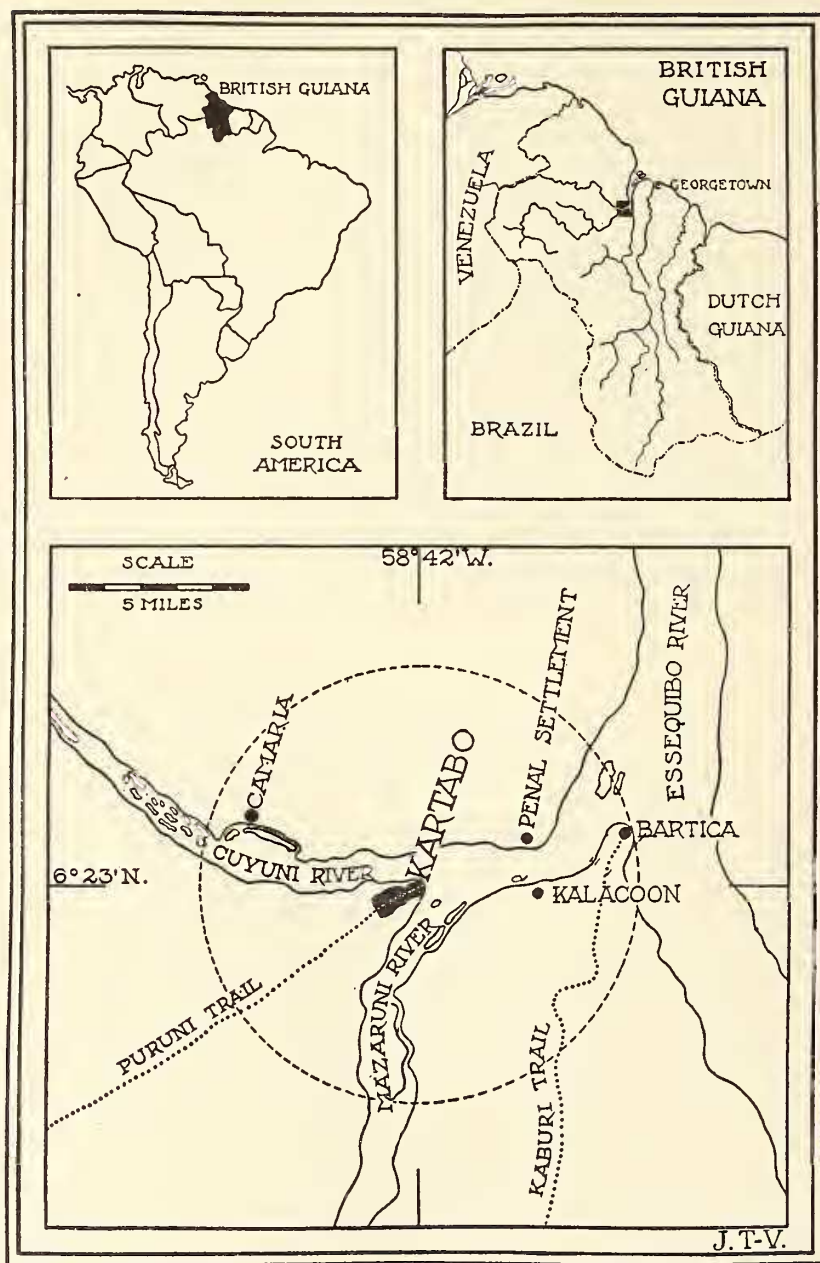
Omoiotelus Hope.

Hope, 1841, *Rev. Ent.*, p. 112.

Homoeotelus Erichson, 1847, *Wiegman. Arch. f. Naturg.*, XIII, p. 177.

The species belonging to this genus are readily recognized by the long, slender legs and antennae. They are very similar in appearance and difficult

¹ Contribution No. 631, Department of Tropical Research, New York Zoological Society.



Text-figure 1.

British Guiana Tropical Research Station of the New York Zoological Society.
The circle represents a radius of six miles.

to identify. The spelling *Homoeotelus* has been used since Erichson used the emended spelling in 1847.

***Omoiotelus pallidus* Olivier.**

Erotylus pallidus Olivier, 1791, Encycl. Meth., VI, p. 436.

Three specimens from Kartabo, July 11, 1922, and No. 615.

***Ægithus* Fabricius.**

The collection contains one species belonging to the group having large black punctures.

***Ægithus punctatissimus* Fabricius.**

Erotylus punctatissimus Fabricius, 1775, Syst. Ent., p. 123.

Ægithus separandus Crotch, 1876, Cist. Ent., I, p. 490.

A single specimen, Kartabo, May 3, 1924.

In an excellent series of this species from the upper Amazon there are specimens that agree with the description of *separandus*, described from Ecuador, and I do not think that the name can be retained. There is a good deal of variation in the size and number of spots in this species as well as in *burmeisteri* Lacordaire which differs in having the hypopleura mostly yellowish.

Erotylus Fabricius.

One species is contained in the collection. The genus may be distinguished from its near allies by the presence of three carina on the upper surface of the tibiae and the absence of a basal impressed margin on the pronotum, which has several deep depressions.

Erotylus variegatus Fabricius.

Fabricius, 1781, Sp. Ins., I, p. 157.

There are two specimens from Kartabo, August 20 and 28, 1920.

Hypselonotus Hope.

Hypselonotus Hope, 1841, Rev. Ent., p. 111.

Cypherotylus Crotch, 1873, Trans. Amer. Ent. Soc., p. 358.

It is quite possible that both these names may be used for two groups that have generally been placed in *Cypherotylus*. *Hypselonotus* was proposed for the group in which the elytra are produced upward, forming a keel or hump, while *Cypherotylus* has the elytra evenly convex when viewed from behind, there being no indication of a "keel."

The collection contains what may prove to be four species that would belong in *Hypselonotus* s. s., but inasmuch as the genus is very badly in need of revision and it is very difficult to determine the specific limits without series of the species, I make no attempt to name three of them at the present time, but present a key for their separation.

TABLE OF SPECIES.

1. Elytra with a black fascia, sometimes interrupted on each elytron, near the middle.....2.
- Elytra with only the apex broadly black...sp. A.
2. The median black fascia is interrupted.....3.
- The median black fascia is entire.....sp. B.
3. The median black fascia is very narrowly interrupted on each elytron, the black punctures sparse.....sp. C.
- The median black fascia is very broadly interrupted, the black punctures moderately numerous and partly in rows. *gibbosus* Linnaeus.

Hypselonotus gibbosus Linnaeus.

—— *gibbosus* Linnaeus, 1763, Cent, Ins., p. 10.

Four specimens, Kartabo, March 10 and May 2, 1924, and Kalacoon, 1916.

This is the species that has generally been determined as *gibbosus* Linnaeus and it seems advisable to accept the determination. It is recorded from as far north as Nicaragua and I have before me a series from the upper Amazon.

Hypselonotus sp. A; sp. B; sp. C.

The three species included in the above key do not agree with any others I have seen but it is possible that one or more of them are described.

Scaphidomorphus Hope.

One of the two described species is represented in the collection.

Scaphidomorphus quinquepunctatus Fabricius.

Erotylus 5-punctatus Fabricius, 1775, Syst. Ent., p. 123.

One specimen, September 7, 1920.

Up to the present time the species is recorded only from Cayenne but I have examples from Para, Brazil, and a number from various localities in British Guiana.

Prepopharus Erichson.

Three species have been recorded from the Guianas, two of which are represented in the collection along with an undescribed form. The following key will separate them.

TABLE OF SPECIES.

1. Prothorax brownish; femora reddish
opalizinus Lacordaire.
Prothorax normally black or reddish, if brownish the femora black.....2.
2. Prothorax black, legs black...*notatus* Olivier.
Prothorax reddish or yellowish, sometimes with black spots.....3.
3. Prothorax without distinct blackish spots; elytra each with eight obscure dark spots
obscurior, sp. nov.
Prothorax and elytra with shining black markings
undatus Fabricius.

Prepopharus notatus Olivier.

Erotylus notatus Olivier, 1791, Encycl. Meth., VI, p. 435.

This is the type of the genus and is a large species, black, the elytra each with a pair of orange basal spots and a wide median yellow fascia containing two rows of black spots. In one of the two specimens from Kalacoon, 1916, the pronotum is dark brown.

Prepopharus undatus Fabricius.

Erotylus undatus Fabricius, 1801, Syst. Eleuth., p. 8.

Shining rusty-reddish with black markings. The pronotum bears either four or six black spots, each elytron typically with a row of three black spots near the base and two wavy black bands.

One specimen from Kartabo, No. 20893.

This species is quite variable and a number of names have been applied to it. It has been recorded only from northern South America.

Prepopharus obscurior, sp. nov.

Moderately shining pale ferruginous, the elytra with obscure blackish spots. Length, 7 mm.

Female.?—Head unicolorous, the front with numerous fine punctures; antennae black, the

basal four segments reddish. Thorax unicolorous, with fine punctures. Legs reddish, the intermediate tarsal segments somewhat darkened laterally; middle coxal line moderately long. Elytra each with eight obscure blackish spots, three of which are quite large, two close to the suture, one at the basal third and one slightly behind the middle, the third behind the humeri; a small basal spot near the middle; the sublateral spot behind the humeral spot is small, the other three are situated: one behind the inner end of the humeral spot, one sublaterally just behind the middle and one in the middle just in front of the apical fourth. There are seven rows of isolated punctures which become obsolete at the apical fourth, the surface otherwise with some extremely fine punctures so that it appears slightly roughened. The inner margin of the epipleura is black on more than the basal half.

Holotype.—Kartabo, May 22.

This species is readily distinguished from all others by the weak elytral spots and reddish legs. The spots are not clearly seen without strong light. It is probable that they may be conspicuous in some specimens and perhaps they may be entirely absent in other examples.

Zonarius Hope.

I present a key, based on descriptions, to the species placed in this genus. I am unable to place two species in the collections before me but they may prove to be no more than color varieties of described forms.

TABLE OF SPECIES.

1. Prothorax wholly black above..... 9.
Prothorax partly reddish or yellowish..... 2.
2. Prothorax reddish above, rarely with weak dark spots; elytra with numerous punctures (Amazon).....*convexus* Crotch.
Prothorax black and pale or pale with black spots..... 3.
3. Prothorax pale with five or eight black spots. 4.
Prothorax differently colored..... 6.
4. Prothorax with eight black spots in two transverse rows..... 5.
Prothorax with five black spots; elytra with numerous punctures (Guiana, Amazon).....*cinctus* Herbst.
5. Elytra with numerous punctures; epimeron black except at base (Amazon).....sp.
Elytral intervals smooth; epimeron wholly reddish (Bolivia).....*nigrotibialis* Demay.
6. Prothorax black on the base, reddish or yellowish in front..... 8.
Prothorax black with reddish markings.... 7.
7. Prothorax black, the sides yellowish or reddish (Amazon).....*convexusculus* Crotch.
Prothorax black, the anterior angles and a discal spot reddish (Amazon) *erythrogonus* Crotch.
8. Elytra yellow with five black spots (Colombia).....*fractus* Crotch.
Elytra with the black median fascia entire (S. Amer., C. Amer.).....*zebra* Fabricius.
9. Abdomen reddish or yellowish..... 11.
Abdomen wholly black..... 10.
10. Basal yellow spot on each elytron broadly connected with the first yellow fascia (Guiana).....*xanthomelas* Lacordaire.

Basal yellow spot isolated (Guiana)

11. Elytra with numerous punctures over most of the surface..... 12.
Elytra with very few punctures on the intervals except laterally..... 13.
12. Each elytron with a golden fascia near the middle (in addition to other markings)... 16.
Each elytron with two yellow spots near the middle (Ecuador).....*buckleyi* Crotch.
13. Abdomen wholly pale or practically so.... 14.
Abdomen with transverse blackish spots on each side (Mexico).....*cacicus* Lacordaire.
14. Each elytron with five black spots (Brazil).....*militaris* Germar.
Each elytron with a transverse median black fascia..... 15.
15. Epimeron yellow (Panama).....sp.
Epimeron mostly black
(*Z. trizonatus* Germar and *hybridus* Erichson come here)
16. Head reddish in front (Ecuador).....*rugipunctatus* Crotch.
Head black..... 17.
17. Two black fasciae of about equal width, the apex broadly black (Brazil).....*peregrinus* Lacordaire.
Anterior black fasciae narrow, the median one broad (Colombia) *nigrotaeniatus* Lacordaire.

Zonarius xanthomelas Lacordaire.

Lacordaire, 1842, Mon. Erot., p. 469.

Two specimens, Kartabo, June 6, 1919, and No. 391.

This has been placed as a synonym of *indicus* Herbst but the name may be retained until the genus has been thoroughly studied.

Brachysphoenus Lacordaire.

This genus contains more than two hundred species of diverse form. A number of genera have been proposed, some of them undoubtedly valid, for various groups, but it is impossible to determine the distribution and relationship of the various forms without an abundance of material. Although many species have been described from the Guianas, only two are represented in the collection.

Brachysphoenus moniliferus Guérin.

Mycotretus moniliferus Guérin, 1841, Rev. Zool., p. 155.

A single specimen, Kartabo, July 7, 1920.

Lacordaire places this species in the subgenus *Megaprotus*.

Brachysphoenus ardens, sp. nov.

Shining black, the elytra with two laterally connected orange fasciae, one basal, the other at the apical third. Length, 8 mm.

Female.—Shining black, the under surface brownish-black, the head somewhat reddish in front, with fine punctures; antennae black, the two basal segments reddish, the apical segment reddish-yellow. Pronotum finely punctured, the prosternum carinate anteriorly. Tarsi dark ferruginous. No coxal lines. Elytra with basal and postmedian orange fasciae narrowly interrupted

at the suture and broadly connected along the lateral margin, the basal fascia narrowed by two black projections, the outer one the larger, the lateral orange stripe triangularly broadened behind the humeri and extending along the sides of the posterior black band to the apical seventh of the elytron; posterior pale fascia slightly oblique and weakly bidenticulate. There are seven rows of rather conspicuous punctures beginning at the basal sixth and extending to the posterior border of the first black band; epipleura orange except apically.

Holotype.—female, Kartabo, April 10, 1924.

This species agrees in almost all respects with *B. duplicatus* Lacordaire, from Colombia, but *duplicatus* lacks the rows of punctures on the elytra, with the exception of the first which is feebly indicated.

Lybas Lacordaire.

The following key will separate the species of *Lybas* in which the elytra are bicolored and the scutellum is only narrowly covered at the base by the pronotum.

TABLE OF SPECIES.

1. Pronotum unicolorous or nearly so, often pale laterally..... 2.
Pronotum black and yellow or reddish..... 5.
2. Elytra each with large triangular yellow spot at the base..... 3.
Elytra each with the base narrowly yellow, the humeri sometimes black..... 4.
3. Short oval, the legs yellowish-red, the epipleura yellow basally (Guiana)
mycetophilus Lacordaire.
Oval, the legs reddish-brown, the epipleura not yellow basally (Guiana). *seminulus* Lacordaire.
4. Oval, blood-red (Guiana). *axilaris* Lacordaire.
Elongate oval, brownish-black (maroon) (Guiana)..... *pulicarius* Lacordaire.
5. Pronotum with two black spots on the yellow ground on each side (Guiana)
normalis Lacordaire.
Pronotum with at most one black spot on each side..... 6.
6. Pronotum without black spots in the reddish ground..... 9.
Pronotum with black spot in the pale ground..... 7.
7. Pronotum reddish on the sides..... 8.
Pronotum pale yellowish on the sides (Colombia)..... *chlamydophorus* Lacordaire.
8. The black band on the elytra extends back almost to the middle (Colombia) *calidus* Lacordaire.
The black band is represented by a small basal triangle on the outer half of the base (Guiana)..... *triangularis*, n. sp.
9. Elytra each with basal transverse yellow triangle followed by black spot (Guiana)
guianicus, n. sp.
Elytra black on basal three-fourths except at the side (Peru)..... *dorsalis* Gorham.

Lybas triangularis, sp. nov.

Dark rusty-reddish, the prothorax, head and legs mostly black; elytra with black basal triangle. Length, 6.5 mm.

Female.?—Head black, reddish on the sides

below and obscurely reddish in front, the clypeus reddish-yellow; antennae obscure reddish, the club brown; frontal punctures large and numerous, almost absent in the middle posteriorly. Prothorax black, the sides very broadly reddish-yellow and bearing a small black spot on each side above, the punctures large but not conspicuous, almost evenly distributed; there is a strong indication of a large dull reddish spot in the black ground immediately in front of the scutellum and a small reddish area outside the coxae. Coxae dark reddish, the anterior pair more or less brown; femora and tibiae black, the latter with the apices somewhat reddish, the middle pair reddish on almost the apical half; tarsi reddish. Scutellum shining black; elytra dark rusty-reddish, each with a moderately small, subtriangular black spot covering the humeri, narrowly separated from the lateral margin, extending to a little behind the humeral area and narrowly produced inward along the base but not clearly reaching the scutellum. There are eight rows of deeply impressed punctures, the outer one obsolete for one-sixth its length in the middle and all but the inner and outer ones united posteriorly with another row of punctures, some uniting with two rows, the second and seventh uniting. The epaulet is narrowly margined on both sides with reddish-brown.

Holotype.—Kartabo, April 12, 1922.

The single specimen appears to be a female and differs in color from any of the described species. In *calidus* the elytra are black on almost the basal half except on the very narrow sides, while in *dorsalis* they are black on almost the basal two-thirds and the pronotum lacks the lateral black spots.

Lybas guianacus, sp. nov.

Ferruginous, the elytra with black and yellow markings on the basal half; pronotum black in the middle. Length, 6 mm.

Female.—Head ferruginous, with a broad, darker (perhaps sometimes blackish) fascia in front of the vertex, the punctures moderately numerous and rather fine. Palpi reddish-yellow. Antennae ferruginous, the apical six segments brown or blackish. Pronotum with the median three-fifths black, the sides, rather broadly connected anteriorly, broadly reddish, the very narrow border blackish. Punctures rather fine and not very numerous. Legs reddish, the bases of the tibiae narrowly darker. Elytra shining rusty-reddish, the base very broadly yellowish on the outer three-fourths, the fascia thus formed is very broadly interrupted in the middle and is broadly widened inside the lateral margins; behind the yellow fascia is a pair of large contiguous black spots forming an irregular oblique black fascia bordering the yellow band on its outer three-fourths and conspicuously separated from the lateral margin. There is a small black spot on the base of each elytron contiguous to the scutellum and the very narrow lateral margin is blackish basally, becoming ferruginous behind

the middle. There are seven rows of rather deep isolated punctures all extending to near the apex, those on the reddish spots underlaid with darker spots, but, as in other species it is probable that the darker spots may be absent.

Holotype.—Female, Kartabo, April 10, 1924.

This species should be readily recognized by the black and yellow marked elytra and the absence of isolated black spots on the pronotum.

Phricobacis Crotch.

The genus contains eight described species to which another is now added. The key is based on descriptions, the study of which indicates that there are probably only four or five valid species in the genus.

TABLE OF SPECIES.

1. Pronotum unicolorous..... 5.
Pronotum pale with dark markings..... 2.
2. Pronotum with four or six black or brown spots..... 3.
Pronotum with eight reddish-brown spots (Amazon)..... *pulcher* Crotch.
3. Reddish-ferruginous, the suture and margin yellowish; antennae, tibiae and tarsi black (Peru) (*arduus* Erickson)..... 4.
Yellowish-ferruginous, the elytra reddish-yellow with ferruginous margins; antennae, tibiae and tarsi black (Guiana). *navicularis* Lacordaire.
4. Pronotum with six black spots. *arduus* Erickson.
Pronotum with four black spots basally var. *hepaticus* Kirsch.
5. Elytra chiefly black..... 6.
Elytra reddish to yellowish..... 8.
6. Elytra black, the margins reddish..... 7.
Elytra with three yellow fasciae (one basal) and the apex reddish (Guiana)..... *beebei*, n. sp.
7. Apex of elytra rather broadly reddish (Amazon) *rufolimbatus* Crotch.
Apex of elytra not broadly reddish (Bolivia) *marginatus* Guerin.
8. Apices of the femora black (Brazil) *ratzburgii* Lacordaire.
9. Femora reddish..... 9.
"Oblong-oval"; suture not paler (Bolivia) *hopei* Guerin.
- "Oblong"; suture yellow (Amazon) *batesi* Crotch.

Phricobacis beebei, sp. nov.

Differs from all the described species by having the elytra fasciate. Length, 9 mm.

Female.—Pale rusty-reddish or ferruginous, the elytra dark brown, reddish and yellow. Apical segment of the maxillary palpi four times as wide as long; antennae with the club blackish. Front with large punctures which are shallow and sparse posteriorly, more numerous and deeper anteriorly. Prothorax reddish-yellow toward the sides but the margin is ferruginous, the punctures large and more or less confluent laterally, much smaller and rather sparse on the disc; no coxal lines. Scutellum longer than wide. Elytra black; the suture, narrow lateral margin and the rather broad apex pale rusty-reddish; the inner edge of the yellow epipleura of the same color; the moderately broad base and lateral margins and two fasciae yellowish; a narrow yellow fascia

extends across the elytra near the middle while another about twice as wide is situated at the apical fourth, being separated from the reddish apex on each elytron by a transverse blackish spot. The punctures are large and deep, a few confluent, generally irregularly placed but some form regular rows, particularly those toward the inner edges of each elytron.

Holotype.—Female, Kartabo, August 1, 1922.

Mycotretus Chevrolat.

The collection contains five species belonging to this genus, separable as follows:

TABLE OF SPECIES.

1. Elytra uniformly reddish..... 2.
Elytra yellowish with black spots..... 4.
2. Palpi very large, the third segment more than three times as wide as long..... 3.
Palpi smaller, twice as wide as long *pygmaeus* Lacordaire.
3. Short oval, the apical four segments of the antennae black..... *coccineus* Lacordaire.
Elongate, the apical six or seven segments of the antennae black..... *durius* Lacordaire.
4. Pronotum with a median basal and apical black spot..... *dorsonotatus* Lacordaire.
Pronotum with 8 black spots, the basal three united..... *maculatus* Olivier.

Mycotretus coccineus Lacordaire.

Lybas coccineus Lacordaire, 1842, Mon. Erot., p. 239.

? *M. sanguinosus* Crotch, 1876, Cist. Ent., I, p. 458.

Nine specimens from Kartabo, June 1 to 24, 1924.

M. coccineus was described from Rio de Janeiro, *sanguinosus* from New Grenada. There is nothing in the descriptions by which the two can be distinguished and I believe both names apply to the same species. If there are two species concerned *sanguinosus* would probably apply to the specimens before me. It has been recorded also from Panama and Costa Rica.

Mycotretus pygmaeus Lacordaire.

Lacordaire, 1842, Mon. Erot., p. 156.

The collection contains a single specimen collected on March 21, 1922. It is wholly shining reddish except the apical six segments of the antennae which are black.

Mycotretus dorsonotatus Lacordaire.

Lacordaire, 1842, Mon. Erot., p. 151.

One specimen, Kartabo, August 23, 1922.

This specimen does not wholly agree with the description given by Lacordaire but I believe it is the same species, differing only in a slight modification of the color pattern. The species is rusty-reddish, with the following black spots: one on the front of the pronotum in the middle and another adjacent to the mostly black scutellum, one on each side of the under surface of the pronotum and a paired black spot near the middle of each elytron. The elytra have broad

alternate rusty reddish-yellow and yellow vittae; the inner dark stripe is along the suture while the broad lateral border is pale. In addition to the paired black spots there are darker spots on the dark vittae near the base and also near their apices, and the punctures are darkened. The antennae are blackish with the two basal segments reddish.

The color of the elytra lends itself readily to considerable variation and I suspect that many color varieties occur.

***Mycotretus maculatus* Olivier.**

Erotylus maculatus Olivier, Encycl. Meth., VI, p. 436.

Two specimens, Kartabo, May 10, 22, 1924.

***Mycotretus durius* Lacordaire.**

Lacordaire, 1842, Mon. Erot., p. 161.

One specimen, Kartabo, May 25, 1924. No. 24716.

The specimen is almost unicolorous and agrees well with the description. I have seen no other unicolorous species that closely approaches it.

***Pselaphacus* Percheron.**

Of the twenty-seven species assigned to this genus two are represented in the collection.

***Pselaphacus giganteus* Germar.**

Triplax giganteus Germar, 1824, Ins. Sp. Nov., p. 615; Lacordaire, Mon. Erot., p. 76.

Twenty-one specimens from Kartabo: April 29, 1920; August 28, 1920; September 16, 1922; April 20, 1924; May 25, June 20, 21 and 23, and Nos. 24708-14 and 24966-67.

This species is recorded only from the Guianas. The color of the elytra varies from dull dark reddish to pale orange.

***Pselaphacus signatus* Guerin.**

Guerin, 1841, Rev. Zool., p. 158.

Nine specimens from Kartabo: March 24, 26, 1924; May 25, June 21, 22, and Nos. 24715, 24718 and 24968.

In the series the color of the elytra varies from dark reddish to pale orange and there is some variation in the size of the black spots.

This species is widely distributed in northern South America and in Central America.

***Megischyrus catenatus* Crotch.**

Crotch, 1876, Cist. Ent., 1, p. 424.

A single specimen, May 20, 1924.

This species is somewhat smaller than *catenatus* Lacordaire and lacks the lateral reddish vitta on the anterior half of the elytra. It has been recorded from Ecuador and the Amazon region.

EXPLANATION OF THE PLATE.

PLATE I.

- Fig. 1. *Hypselonotus* species A. × 2.
Fig. 2. *Hypselonotus* species B. × 2.
Fig. 3. *Hypselonotus* species C. × 2.
Fig. 4. *Prepopharus obscurior* sp. nov. × 5.
Fig. 5. *Brachysphoenus ardens* sp. nov. × 5.
Fig. 6. *Lybas triangularis* sp. nov. × 5.
Fig. 7. *Lybas guianacus* sp. nov. × 5.
Fig. 8. *Phricobacis beebei* sp. nov. × 5.



Fig. 1



Fig. 2

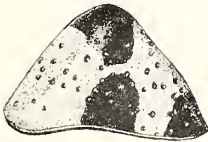


Fig. 3

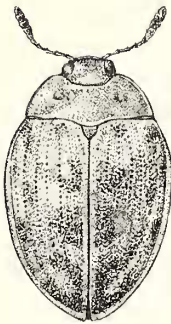


Fig. 4

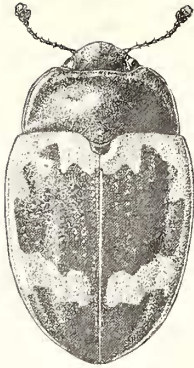


Fig. 5

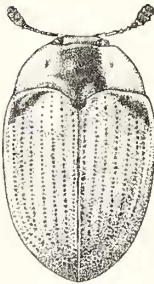


Fig. 6




Fig. 7

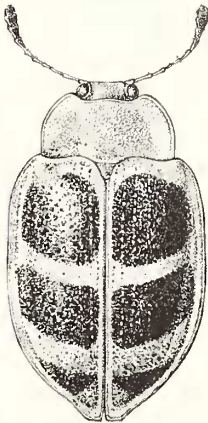


Fig. 8